


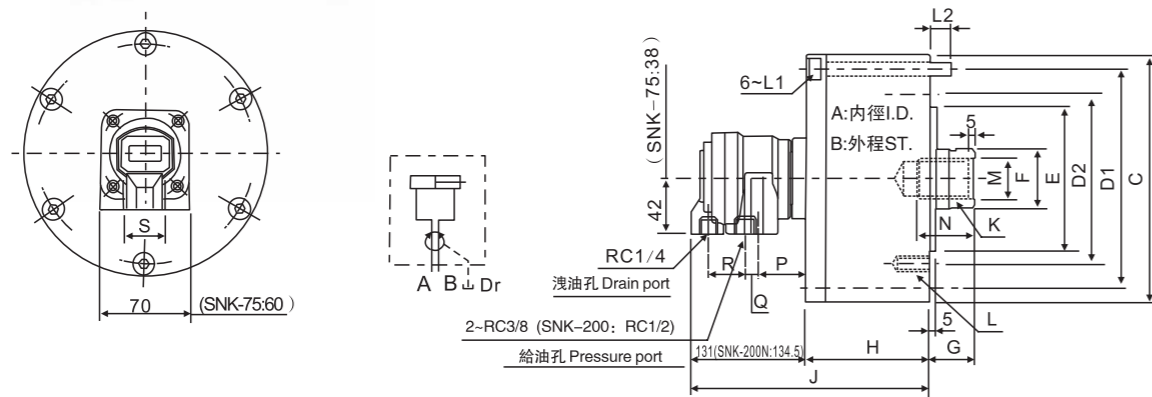
## ➤ SNK SERIES

### 短型中實回轉油壓缸

#### ROTARY HYDRAULIC CYLINDER



- ◎ 短型, 高速, 輕量型回轉油壓缸。
- ◎ 安裝時可由後端鎖固之。
- ◎ For short form, light weight and high speed rotary cylinder.
- ◎ Can screw it from the rear end of the cylinder when mounting.
- ◎ 洩油孔配管務必單獨接回油壓槽, 以避免產生背壓。
- ◎ The drain port should be independently connected to oil tank to avoid back pressure.



規格 Spec 型號 Model	活塞面積 Eff. piston area cm <sup>2</sup>		行程 (mm) Piston stroke	最高回轉速 max r.p.m	最大使用壓力 Max. Operating Pressure MPa(kgf/cm <sup>2</sup> )	慣性矩 kg·m <sup>2</sup>	重量(kg) Weight
	伸側 Extend	拉側 Retract					
SNK-75	44.2	37.1	15	6000	4.0(40)	0.01	2.8
SNK-100	78.5	71.5	20				
SNK-125	122.7	113.1	25	5500	5.0(50)	0.05	6.8
SNK-150	176.7	160.8	30				
SNK-200	314.1	290.4	35	2000	5.0(50)	0.28	15.3
SNK-250	469.1	436.0	60				


規格 Spec 型號 Model	A	B	C	D1	D2	E h7	F	G		H	J	K	L	L1	L2	M	N	P	Q	R	S
								max	min												
SNK-75	75	15	107	90	65	30	45	30	57	148	M20x2.5	6~M8x16	M8x60	12	21	35	28			27.5	26
SNK-100	100	20	132	115	100	80	30	45	72	163	M24x3.0	6~M10x20	M8x75	12	21	35	26	10			
SNK-125	125	25	160	140	130	110	35	50	25	82	172	M24x3.0	6~M12x20	M8x85	25	45	26	10		28.5	32
SNK-150	150	30	190	170			45	55		95	184	M30x3.5	12~M12x24	M10x100	16	32					
SNK-200	200	35	245	220	145	120	55	70	35	115	201	M36x4.0	12~M16x30	M10x125	21	38	60	30	6		
SNK-250	245	60	307	275	220	160	65	85	25	165	255	M42x3.0	12~M20x35	M16x175	28	45	65	37	18	6	28

\* 保留技術更改的權利, 恕不另行通知 Subject to technology changes without prior information  
\* 非標需求可訂做 Non-standard requirements can be made

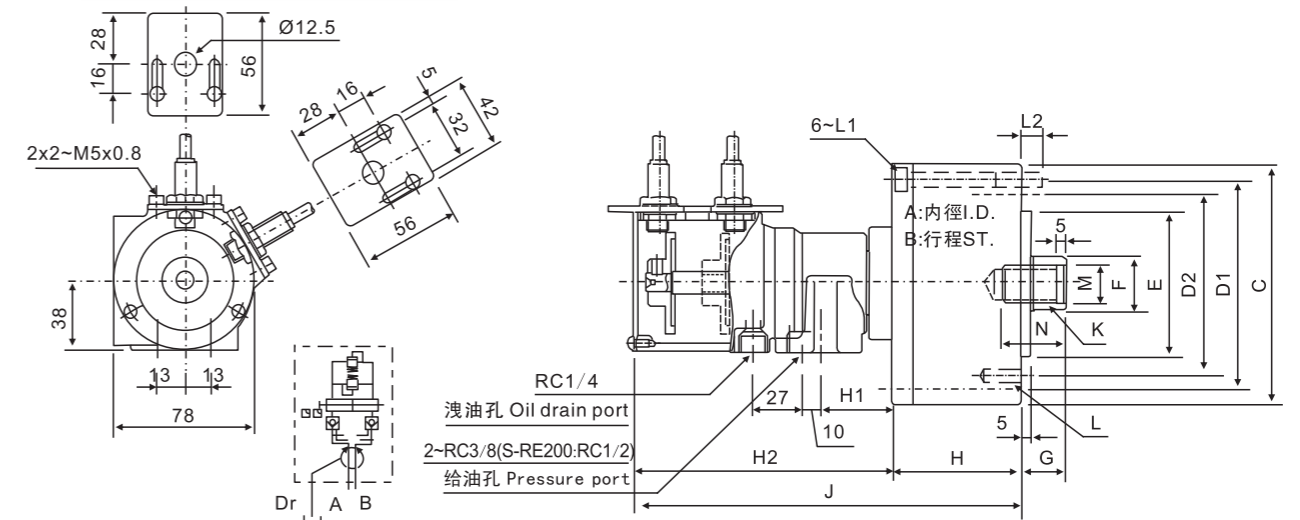
## ➤ S-RE SERIES

### 中實回轉油壓缸附安全及檢測

#### ROTARY HYDRAULIC CYLINDER WITH SAFETY AND DETECTION



- ◎ 短型, 高速, 行程控制型回轉油壓缸。
- ◎ 感應式近接開關, 行程調整容易, 可確認油壓缸正確動作。
- ◎ 內建逆止閥自鎖機構及壓力洩壓閥。
- ◎ 安裝時可由後端鎖固之。
- ◎ For short form, high speed and stroke control.
- ◎ To ensure safe power chuck operations by conforming movement of the piston in the cylinder.
- ◎ Built-in safety check valves and pressure relief valves.
- ◎ Can screw it from the rear end of the cylinder when mounting.
- ◎ 洩油孔配管務必單獨接回油壓槽, 以避免產生背壓。
- ◎ The drain port should be independently connected to oil tank to avoid back pressure.



規格 Spec 型號 Model	活塞面積 Eff. piston area cm <sup>2</sup>		行程 (mm) Piston stroke	最高回轉速 max r.p.m	最大使用壓力 Max. Operating Pressure MPa(kgf/cm <sup>2</sup> )	慣性矩 kg·m <sup>2</sup>	重量(kg) Weight
	伸側 Extend	拉側 Retract					
S-75RE	43.0	37.1	15	6000	4.0(40)	0.01	3.4
S-100RE	77.4	71.5	20				
S-125RE	121.6	113.1	25	5500	5.0(50)	0.05	7.4
S-150RE	175.6	160.8	30				
S-200RE	313.0	290.4	35	2000	5.0(50)	0.29	15.9

規格 Spec 型號 Model	A	B	C	D1	D2	E h7	F	G		H	H1	H2	J	K	L	L1	L2	M	N
								max	min										
S-75RE	75	15	107	90	65	30	45	30	57	148	M20x2.5	6~M8x16	M8x60	12	21	35	28		
S-100RE	100	20	132	115	100	80	30	45	72	163	M24x3.0	6~M10x20	M8x75	12	21	35	26	10	
S-125RE	125	25	160	140	130	110	35	50	25	82	172	M24x3.0	6~M12x20	M8x85	25	45	26	10	
S-150RE	150	30	190	170			45	55		95	184	M30x3.5	12~M12x24	M10x100	16	32			
S-200RE	200	35	245	220	145	120	55	70	35	115	201	M36x4.0	12~M16x30	M10x125	21	38	60	30	6

\* 保留技術更改的權利, 恕不另行通知 Subject to technology changes without prior information  
\* 非標需求可訂做 Non-standard requirements can be made